

Scaled data based on original data using
LM-79-08 Approved Method: Electrical and Photometric Measurements of Solid-
State Lighting Products

Test Report Prepared for
Cooper Lighting Solutions
(formerly Eaton)

Brand: McGRAW-EDISON

Report Number: P226679

Luminaire Tested: **ISW-AF-1200-LED-E1-T4W-7030**

Issue Date: 3/3/2020

Test Information

Test Method: LM-79-08
Report Number: P226679
TEST IS SCALED FROM IESNA LM-79-08 TEST DATA (P35944)
Test Lab: INNOVATION CENTER-P3
Issue Date: 3/3/2020
Manufacturer: COOPER LIGHTING SOLUTIONS (FORMERLY EATON)
Product Line: MCGRAW-EDISON
Catalog Number: ISW-AF-1200-LED-E1-T4W-7030
Description: IMPACT ELITE LED WEDGE LUMINAIRE
LIGHT SQUARE WITH ACCULED OPTICS-TYPE IV WIDE
Light Source: (16) 3000K CCT, 70 CRI LEDs
Ballast/Driver: ELECTRONIC DRIVER

Summary

Lumens per Lamp: N/A
Luminaire Lumens: 6103.5 lumens
Efficiency: N/A
Efficacy: 92.5 lumens/watt
Luminous Opening: Rectangular (W 0.5' x L: 0.5' x H: 0')
IES Classification: Type IV - Medium - Semi-Cutoff
BUG Rating: B1 - U1 - G2

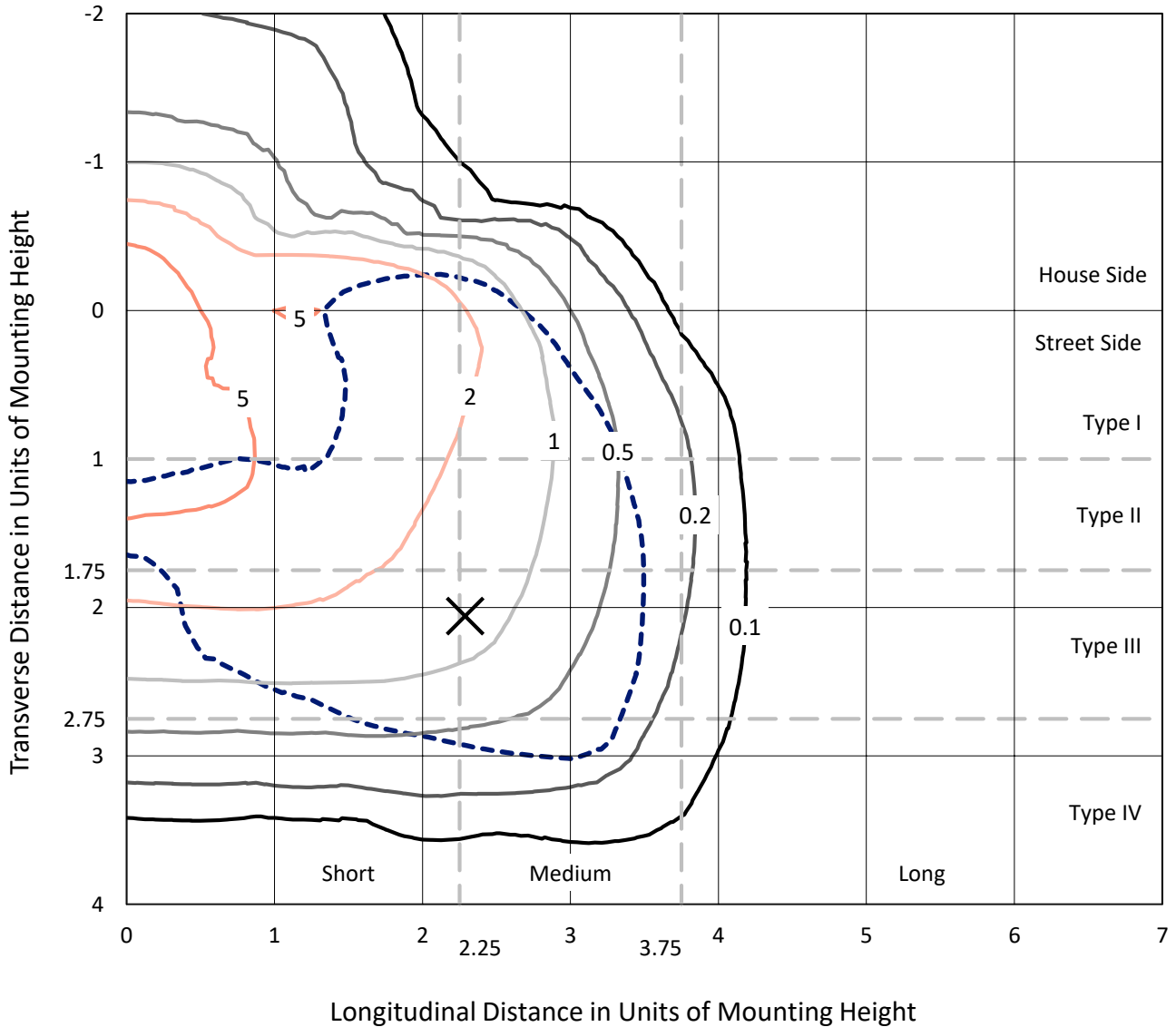
Input Watts (W): 66
Input Voltage (V): 120
Input Current (Ain): NR
Voltage Rise (V): NR
Power Factor: NR
Total Harmonic Distortion (THDi): NR
Frequency (hertz): 60
Stabilization Time: NR
Operation Time: NR
Ambient Temperature (°C): NR
Test Distance: 25 FT



REPORT NUMBER: P226679
 CATALOG NUMBER: ISW-AF-1200-LED-E1-T4W-7030

Iso-Footcandle Lines of Horizontal Illumination

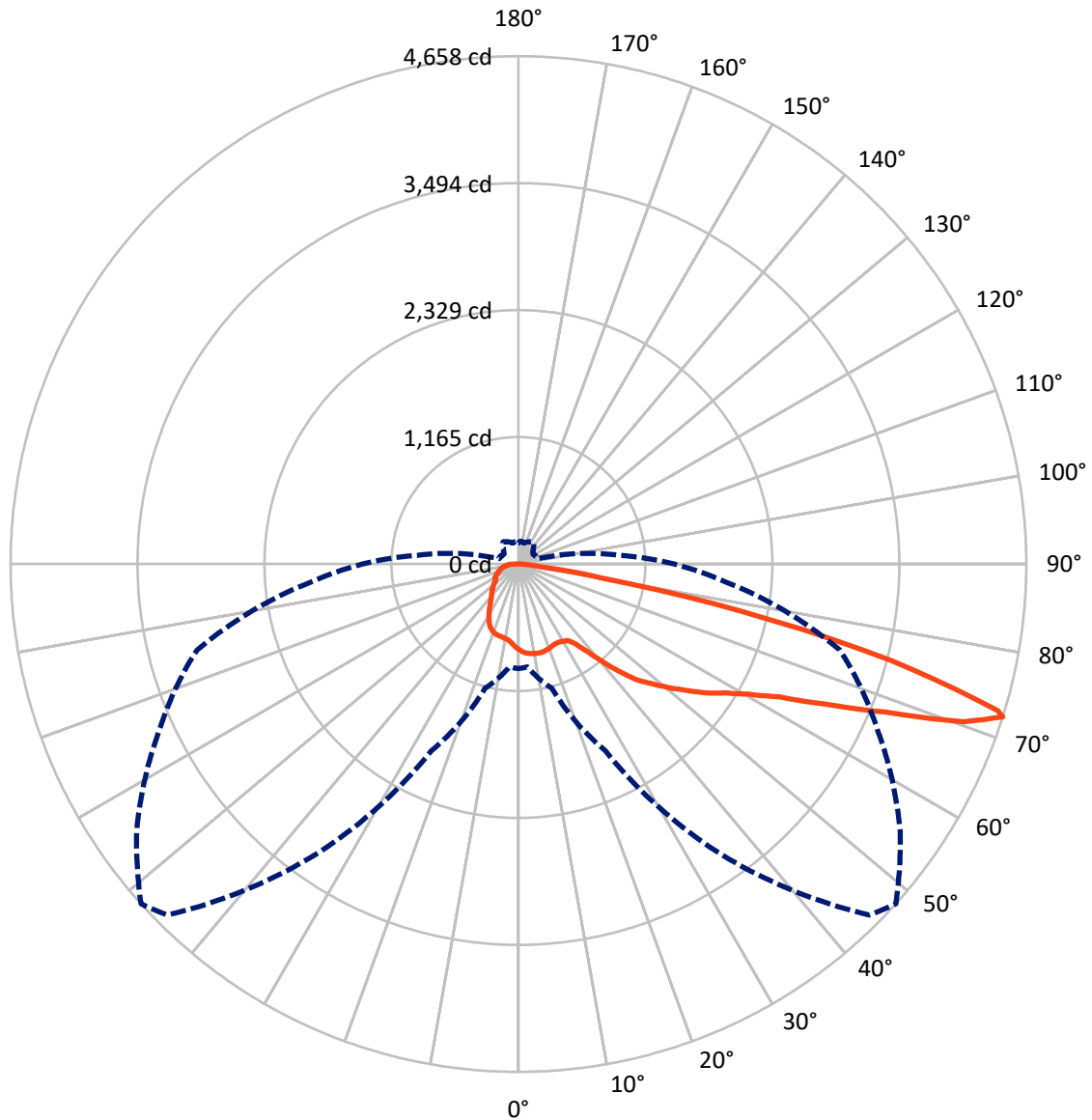
× Max cd
 - - - 1/2 Max cd



Based on 10 foot mounting height. Maximum calculated value = 8.8 fc
 Type IV - Medium - Semi-Cutoff

REPORT NUMBER: P226679
CATALOG NUMBER: ISW-AF-1200-LED-E1-T4W-7030

Luminous Intensity Polar Plot



— Vertical Plane Through 48-Deg Lateral - - - Horizontal Cone Through 72-Deg Vertical

REPORT NUMBER: P226679

CATALOG NUMBER: ISW-AF-1200-LED-E1-T4W-7030

FLUX DISTRIBUTION:

		Downward	Upward	Total
House Side	Lumens	1325.6	2.7	1328.4
	% Fixture	21.7	0.0	21.8
Street Side	Lumens	4774.1	1.0	4775.1
	% Fixture	78.2	0.0	78.2
Total	Lumens	6099.7	3.7	6103.5
	% Fixture	99.9	0.1	100.0

Coefficient of Utilization

ZONAL LUMENS:

Zone	Lumens	% Fixture
0°-10°	74.2	1.2
10°-20°	216.9	3.6
20°-30°	334.4	5.5
30°-40°	501.2	8.2
40°-50°	834.7	13.7
50°-60°	1304.4	21.4
60°-70°	1723.0	28.2
70°-80°	996.7	16.3
80°-90°	114.3	1.9
90°-100°	3.7	0.1
100°-110°	0.0	0.0
110°-120°	0.0	0.0
120°-130°	0.0	0.0
130°-140°	0.0	0.0
140°-150°	0.0	0.0
150°-160°	0.0	0.0
160°-170°	0.0	0.0
170°-180°	0.0	0.0
0°-90°	6099.7	99.9
0°-180°	6103.5	100.0



REPORT NUMBER: P226679

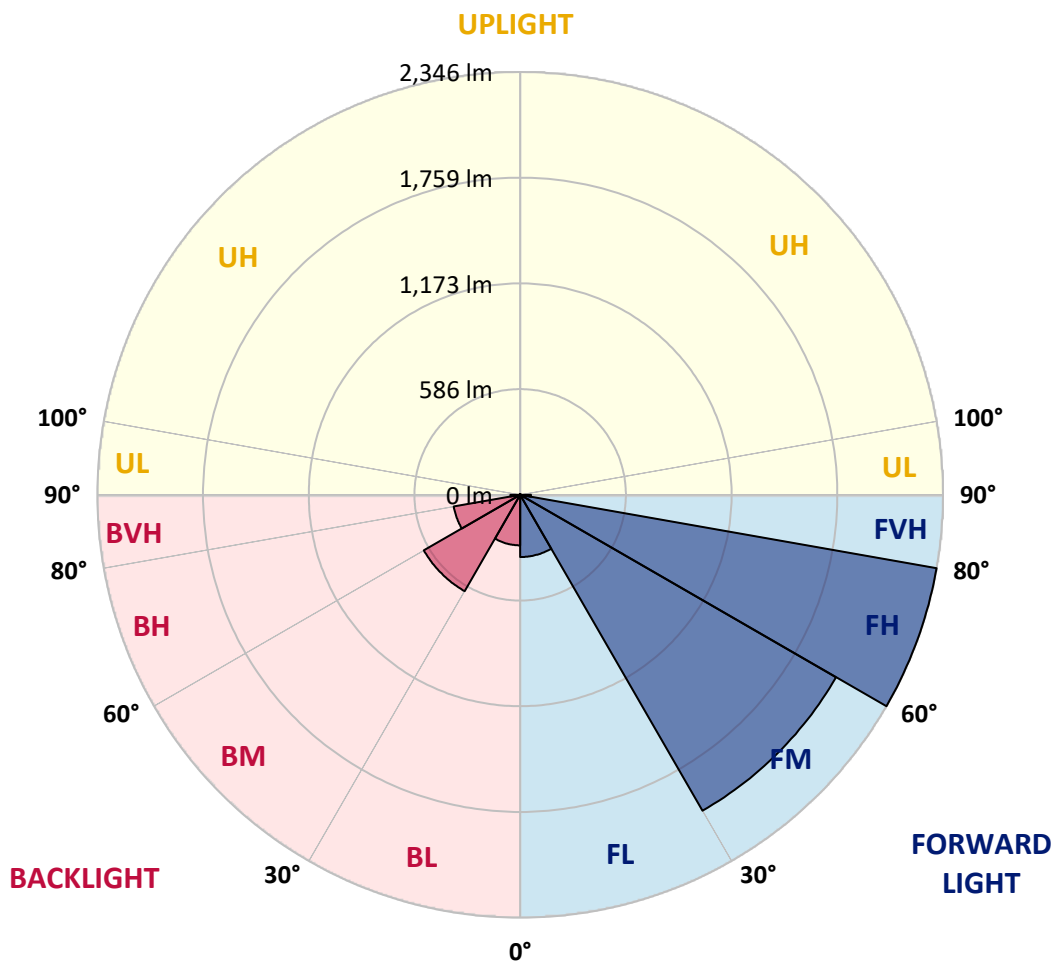
CATALOG NUMBER: ISW-AF-1200-LED-E1-T4W-7030

LUMINAIRE CLASSIFICATION SYSTEM LUMEN TABLE AND BUG RATING:

Zone		Lumens	% Fixture	Zone Rating/Lumen Limit		
				B	U	G
FL	(0°-30°)	345.1	5.7			
FM	(30°-60°)	2023.5	33.2			
FH	(60°-80°)	2345.6	38.4			G2/5000
FVH	(80°-90°)	60.0	1.0			G1/100
BL	(0°-30°)	280.4	4.6	B1/500		
BM	(30°-60°)	616.9	10.1	B1/1000		
BH	(60°-80°)	374.0	6.1	B1/500		G1/500
BVH	(80°-90°)	54.3	0.9			G1/100
UL	(90°-100°)	3.7	0.1		U1/10	
UH	(100°-180°)	2.7	0.0		U1/10	

BUG Rating: B1-U1-G2

Type IV Medium





REPORT NUMBER: P226679

CATALOG NUMBER: ISW-AF-1200-LED-E1-T4W-7030

CANDELA DISTRIBUTION (FULL):

	0°	5°	15°	25°	35°	45°	48°	55°	65°	75°	85°
0°	785.2	785.2	785.2	785.2	785.2	785.2	785.2	785.2	785.2	785.2	785.2
2.5°	826.8	825.9	825.9	818.8	816.2	811.7	808.2	802.9	797.6	791.4	783.4
5°	866.6	869.3	865.7	855.1	841.8	827.7	822.4	810.0	793.1	778.1	763.9
7.5°	904.7	905.6	895.8	878.1	857.8	835.6	828.6	811.7	793.1	772.8	752.4
10°	932.1	933.0	918.8	894.1	866.6	841.8	833.9	817.0	794.0	771.9	746.2
12.5°	948.1	948.9	927.7	902.0	869.3	844.5	837.4	819.7	795.8	767.5	739.2
15°	945.4	948.1	930.4	902.0	867.5	845.4	836.5	821.5	791.4	763.1	733.0
17.5°	927.7	931.2	917.1	886.1	858.7	840.9	831.2	816.2	787.0	756.9	724.1
20°	893.2	897.6	891.4	861.3	842.7	828.6	822.4	808.2	780.8	749.8	716.1
22.5°	854.2	858.7	856.9	832.1	823.2	816.2	810.0	799.3	775.4	744.5	712.6
25°	825.9	829.4	826.8	805.5	808.2	808.2	804.7	796.7	774.6	746.2	712.6
27.5°	872.8	872.8	849.8	806.4	802.0	810.0	808.2	803.8	786.1	755.1	719.7
30°	1044.5	1031.3	989.7	880.8	825.0	821.5	820.6	817.9	802.0	774.6	741.8
32.5°	1236.6	1223.4	1173.8	1037.5	921.5	845.4	837.4	838.3	833.9	808.2	775.4
35°	1407.5	1405.7	1366.8	1218.9	1071.1	929.5	897.6	876.4	874.6	864.0	838.3
37.5°	1545.6	1545.6	1549.1	1380.9	1233.1	1063.1	1009.1	941.9	941.9	935.7	919.7
40°	1703.1	1710.2	1718.2	1527.9	1406.6	1222.5	1161.4	1059.6	1028.6	1038.4	1041.9
42.5°	1910.3	1919.1	1913.8	1709.3	1565.1	1412.8	1337.6	1214.5	1138.4	1154.3	1191.5
45°	2050.1	2053.7	2091.8	1898.8	1764.2	1573.9	1510.2	1341.1	1265.9	1298.6	1364.1
47.5°	2208.6	2217.5	2223.6	2113.9	1997.9	1756.3	1639.4	1464.1	1415.5	1465.0	1568.6
50°	2363.5	2352.0	2368.8	2364.4	2219.2	1918.3	1779.3	1579.2	1582.8	1650.0	1820.0
52.5°	2498.1	2459.1	2498.1	2546.8	2504.3	2084.7	1922.7	1714.7	1766.0	1848.3	2116.5
55°	2601.6	2507.8	2573.3	2711.4	2701.7	2231.6	2086.4	1895.2	1981.1	2093.5	2476.8
57.5°	2390.1	2401.6	2582.2	2822.1	2817.6	2380.3	2229.8	2121.0	2226.3	2352.0	2903.5
60°	2192.7	2244.0	2522.8	2839.8	2898.2	2542.3	2422.8	2377.7	2475.0	2628.2	3312.5
62.5°	2088.2	2136.9	2426.4	2807.0	3026.5	2782.2	2682.2	2647.7	2780.4	2952.2	3677.2
65°	2121.0	2151.1	2420.2	2856.6	3174.4	3145.2	3101.8	3044.2	3110.6	3271.7	3841.8
67.5°	2028.9	2078.5	2368.8	2944.2	3444.4	3587.8	3624.1	3562.1	3506.3	3484.2	3601.9
70°	1510.2	1558.0	1862.5	2582.2	3665.7	4356.1	4334.0	4126.9	3751.5	3438.2	2814.1
72°	959.6	946.3	1179.1	1891.7	3258.5	4553.5	4658.0	4274.7	3640.0	3053.1	1911.2
72.5°	697.5	760.4	978.2	1681.9	3095.6	4445.5	4597.8	4226.9	3493.9	2884.0	1681.0
75°	170.0	179.7	234.6	602.8	1812.9	3345.2	3536.4	3265.5	2550.3	1712.0	745.3
77.5°	115.1	119.5	154.9	212.5	532.9	1907.6	2098.8	1803.2	1141.0	582.5	332.0
80°	85.9	88.5	112.4	150.5	221.3	650.6	767.5	609.9	284.2	323.1	236.4
82.5°	60.2	62.0	85.0	110.7	146.9	152.3	202.7	224.0	184.1	211.6	138.1
85°	41.6	41.6	62.0	76.1	92.9	75.2	80.6	112.4	124.8	125.7	84.1
87.5°	22.1	24.8	36.3	48.7	48.7	34.5	38.1	57.5	69.9	75.2	50.5
90°	8.0	8.0	15.0	18.6	11.5	8.9	8.0	11.5	16.8	23.9	15.9
92.5°	0.0	0.0	0.0	0.0	0.0	0.0	0.0	0.0	0.0	0.0	0.0
95°	0.0	0.0	0.0	0.0	0.0	0.0	0.0	0.0	0.0	0.0	0.0
97.5°	0.0	0.0	0.0	0.0	0.0	0.0	0.0	0.0	0.0	0.0	0.0
100°	0.0	0.0	0.0	0.0	0.0	0.0	0.0	0.0	0.0	0.0	0.0
102.5°	0.0	0.0	0.0	0.0	0.0	0.0	0.0	0.0	0.0	0.0	0.0
105°	0.0	0.0	0.0	0.0	0.0	0.0	0.0	0.0	0.0	0.0	0.0
107.5°	0.0	0.0	0.0	0.0	0.0	0.0	0.0	0.0	0.0	0.0	0.0



REPORT NUMBER: P226679

CATALOG NUMBER: ISW-AF-1200-LED-E1-T4W-7030

CANDELA DISTRIBUTION (continued):

	0°	5°	15°	25°	35°	45°	48°	55°	65°	75°	85°
110°	0.0	0.0	0.0	0.0	0.0	0.0	0.0	0.0	0.0	0.0	0.0
112.5°	0.0	0.0	0.0	0.0	0.0	0.0	0.0	0.0	0.0	0.0	0.0
115°	0.0	0.0	0.0	0.0	0.0	0.0	0.0	0.0	0.0	0.0	0.0
117.5°	0.0	0.0	0.0	0.0	0.0	0.0	0.0	0.0	0.0	0.0	0.0
120°	0.0	0.0	0.0	0.0	0.0	0.0	0.0	0.0	0.0	0.0	0.0
122.5°	0.0	0.0	0.0	0.0	0.0	0.0	0.0	0.0	0.0	0.0	0.0
125°	0.0	0.0	0.0	0.0	0.0	0.0	0.0	0.0	0.0	0.0	0.0
127.5°	0.0	0.0	0.0	0.0	0.0	0.0	0.0	0.0	0.0	0.0	0.0
130°	0.0	0.0	0.0	0.0	0.0	0.0	0.0	0.0	0.0	0.0	0.0
132.5°	0.0	0.0	0.0	0.0	0.0	0.0	0.0	0.0	0.0	0.0	0.0
135°	0.0	0.0	0.0	0.0	0.0	0.0	0.0	0.0	0.0	0.0	0.0
137.5°	0.0	0.0	0.0	0.0	0.0	0.0	0.0	0.0	0.0	0.0	0.0
140°	0.0	0.0	0.0	0.0	0.0	0.0	0.0	0.0	0.0	0.0	0.0
142.5°	0.0	0.0	0.0	0.0	0.0	0.0	0.0	0.0	0.0	0.0	0.0
145°	0.0	0.0	0.0	0.0	0.0	0.0	0.0	0.0	0.0	0.0	0.0
147.5°	0.0	0.0	0.0	0.0	0.0	0.0	0.0	0.0	0.0	0.0	0.0
150°	0.0	0.0	0.0	0.0	0.0	0.0	0.0	0.0	0.0	0.0	0.0
152.5°	0.0	0.0	0.0	0.0	0.0	0.0	0.0	0.0	0.0	0.0	0.0
155°	0.0	0.0	0.0	0.0	0.0	0.0	0.0	0.0	0.0	0.0	0.0
157.5°	0.0	0.0	0.0	0.0	0.0	0.0	0.0	0.0	0.0	0.0	0.0
160°	0.0	0.0	0.0	0.0	0.0	0.0	0.0	0.0	0.0	0.0	0.0
162.5°	0.0	0.0	0.0	0.0	0.0	0.0	0.0	0.0	0.0	0.0	0.0
165°	0.0	0.0	0.0	0.0	0.0	0.0	0.0	0.0	0.0	0.0	0.0
167.5°	0.0	0.0	0.0	0.0	0.0	0.0	0.0	0.0	0.0	0.0	0.0
170°	0.0	0.0	0.0	0.0	0.0	0.0	0.0	0.0	0.0	0.0	0.0
172.5°	0.0	0.0	0.0	0.0	0.0	0.0	0.0	0.0	0.0	0.0	0.0
175°	0.0	0.0	0.0	0.0	0.0	0.0	0.0	0.0	0.0	0.0	0.0
177.5°	0.0	0.0	0.0	0.0	0.0	0.0	0.0	0.0	0.0	0.0	0.0
180°	0.0	0.0	0.0	0.0	0.0	0.0	0.0	0.0	0.0	0.0	0.0



REPORT NUMBER: P226679
 CATALOG NUMBER: ISW-AF-1200-LED-E1-T4W-7030

CANDELA DISTRIBUTION (continued):

	90°	95°	105°	115°	125°	135°	145°	155°	165°	175°	180°
0°	785.2	785.2	785.2	785.2	785.2	785.2	785.2	785.2	785.2	785.2	785.2
2.5°	781.6	776.3	769.2	765.7	763.9	760.4	756.9	755.1	755.1	751.5	752.4
5°	756.9	748.9	739.2	732.1	731.2	731.2	733.0	733.0	733.8	731.2	734.7
7.5°	744.5	735.6	721.4	713.5	707.3	706.4	709.9	717.0	720.6	717.9	721.4
10°	735.6	725.9	709.9	700.2	695.8	694.0	696.7	703.7	715.3	715.3	718.8
12.5°	726.8	714.4	698.4	691.3	687.8	688.7	692.2	697.5	709.9	714.4	716.1
15°	717.9	703.7	690.5	680.7	680.7	683.4	687.8	694.0	705.5	713.5	715.3
17.5°	709.1	694.9	683.4	675.4	675.4	679.0	683.4	691.3	699.3	710.8	710.8
20°	701.1	689.6	674.5	667.4	666.6	669.2	674.5	682.5	688.7	700.2	701.1
22.5°	696.7	682.5	668.3	657.7	653.3	651.5	656.8	664.8	671.0	682.5	684.3
25°	694.9	679.0	661.3	641.8	630.3	626.7	629.4	639.1	644.4	653.3	655.9
27.5°	701.1	686.0	658.6	623.2	599.3	589.6	592.2	598.4	600.2	609.9	614.3
30°	722.3	704.6	663.9	603.7	560.3	542.6	542.6	543.5	546.2	554.1	555.0
32.5°	756.9	740.0	679.8	583.4	520.5	495.7	489.5	485.1	485.1	484.2	485.1
35°	820.6	806.4	707.3	560.3	477.1	449.7	434.6	426.7	418.7	415.2	414.3
37.5°	912.7	900.3	746.2	533.8	439.1	411.6	393.0	377.1	368.2	367.4	371.8
40°	1049.9	1037.5	789.6	503.7	402.8	382.4	362.9	346.1	336.4	337.3	341.7
42.5°	1218.9	1180.9	836.5	463.0	373.6	362.9	341.7	327.5	317.8	312.5	311.6
45°	1416.3	1352.6	880.8	424.9	341.7	346.1	325.8	309.8	297.4	283.3	281.5
47.5°	1662.4	1524.3	919.7	386.8	307.2	328.4	308.9	293.9	275.3	258.5	255.8
50°	1919.1	1721.7	953.4	346.1	276.2	308.9	292.1	271.8	246.1	231.0	231.0
52.5°	2215.7	1959.0	996.7	301.0	252.3	287.7	270.9	244.3	223.1	221.3	221.3
55°	2545.9	2207.7	1026.8	265.6	233.7	264.7	256.7	248.7	241.7	243.4	244.3
57.5°	2891.1	2467.1	1000.3	240.8	218.6	259.4	282.4	271.8	249.6	248.7	247.9
60°	3188.5	2668.9	853.3	224.8	207.1	268.2	302.7	271.8	249.6	261.1	262.0
62.5°	3383.3	2764.5	568.3	204.5	190.3	253.2	295.7	263.8	250.5	283.3	285.9
65°	3356.7	2657.4	326.6	190.3	179.7	232.8	285.9	254.1	233.7	252.3	247.0
67.5°	2961.0	2227.2	236.4	184.1	171.7	218.6	268.2	239.9	217.8	240.8	231.0
70°	2128.0	1516.4	203.6	178.8	166.4	201.8	255.8	231.0	208.9	224.8	209.8
72°	1427.8	922.4	186.8	174.4	161.1	191.2	247.0	224.0	200.9	209.8	193.0
72.5°	1215.4	727.6	182.4	172.6	159.3	188.5	244.3	222.2	199.2	208.0	192.1
75°	454.1	285.0	162.0	159.3	146.9	175.3	233.7	214.2	190.3	187.7	180.6
77.5°	233.7	180.6	138.1	140.7	131.9	160.2	222.2	201.8	175.3	165.5	162.0
80°	170.0	131.0	111.5	119.5	112.4	144.3	206.3	183.2	159.3	148.7	144.3
82.5°	107.1	81.4	85.0	94.7	95.6	127.5	187.7	164.6	141.6	132.8	125.7
85°	51.3	48.7	60.2	69.9	77.0	108.0	171.7	146.1	123.9	106.2	107.1
87.5°	27.4	37.2	36.3	46.9	59.3	88.5	152.3	119.5	99.1	79.7	80.6
90°	6.2	9.7	10.6	18.6	23.9	38.1	98.3	68.2	66.4	28.3	24.8
92.5°	0.0	0.0	0.0	0.0	0.0	0.0	0.0	0.0	0.0	0.0	0.0
95°	0.0	0.0	0.0	0.0	0.0	0.0	0.0	0.0	0.0	0.0	0.0
97.5°	0.0	0.0	0.0	0.0	0.0	0.0	0.0	0.0	0.0	0.0	0.0
100°	0.0	0.0	0.0	0.0	0.0	0.0	0.0	0.0	0.0	0.0	0.0
102.5°	0.0	0.0	0.0	0.0	0.0	0.0	0.0	0.0	0.0	0.0	0.0
105°	0.0	0.0	0.0	0.0	0.0	0.0	0.0	0.0	0.0	0.0	0.0
107.5°	0.0	0.0	0.0	0.0	0.0	0.0	0.0	0.0	0.0	0.0	0.0



REPORT NUMBER: P226679

CATALOG NUMBER: ISW-AF-1200-LED-E1-T4W-7030

CANDELA DISTRIBUTION (continued):

	90°	95°	105°	115°	125°	135°	145°	155°	165°	175°	180°
110°	0.0	0.0	0.0	0.0	0.0	0.0	0.0	0.0	0.0	0.0	0.0
112.5°	0.0	0.0	0.0	0.0	0.0	0.0	0.0	0.0	0.0	0.0	0.0
115°	0.0	0.0	0.0	0.0	0.0	0.0	0.0	0.0	0.0	0.0	0.0
117.5°	0.0	0.0	0.0	0.0	0.0	0.0	0.0	0.0	0.0	0.0	0.0
120°	0.0	0.0	0.0	0.0	0.0	0.0	0.0	0.0	0.0	0.0	0.0
122.5°	0.0	0.0	0.0	0.0	0.0	0.0	0.0	0.0	0.0	0.0	0.0
125°	0.0	0.0	0.0	0.0	0.0	0.0	0.0	0.0	0.0	0.0	0.0
127.5°	0.0	0.0	0.0	0.0	0.0	0.0	0.0	0.0	0.0	0.0	0.0
130°	0.0	0.0	0.0	0.0	0.0	0.0	0.0	0.0	0.0	0.0	0.0
132.5°	0.0	0.0	0.0	0.0	0.0	0.0	0.0	0.0	0.0	0.0	0.0
135°	0.0	0.0	0.0	0.0	0.0	0.0	0.0	0.0	0.0	0.0	0.0
137.5°	0.0	0.0	0.0	0.0	0.0	0.0	0.0	0.0	0.0	0.0	0.0
140°	0.0	0.0	0.0	0.0	0.0	0.0	0.0	0.0	0.0	0.0	0.0
142.5°	0.0	0.0	0.0	0.0	0.0	0.0	0.0	0.0	0.0	0.0	0.0
145°	0.0	0.0	0.0	0.0	0.0	0.0	0.0	0.0	0.0	0.0	0.0
147.5°	0.0	0.0	0.0	0.0	0.0	0.0	0.0	0.0	0.0	0.0	0.0
150°	0.0	0.0	0.0	0.0	0.0	0.0	0.0	0.0	0.0	0.0	0.0
152.5°	0.0	0.0	0.0	0.0	0.0	0.0	0.0	0.0	0.0	0.0	0.0
155°	0.0	0.0	0.0	0.0	0.0	0.0	0.0	0.0	0.0	0.0	0.0
157.5°	0.0	0.0	0.0	0.0	0.0	0.0	0.0	0.0	0.0	0.0	0.0
160°	0.0	0.0	0.0	0.0	0.0	0.0	0.0	0.0	0.0	0.0	0.0
162.5°	0.0	0.0	0.0	0.0	0.0	0.0	0.0	0.0	0.0	0.0	0.0
165°	0.0	0.0	0.0	0.0	0.0	0.0	0.0	0.0	0.0	0.0	0.0
167.5°	0.0	0.0	0.0	0.0	0.0	0.0	0.0	0.0	0.0	0.0	0.0
170°	0.0	0.0	0.0	0.0	0.0	0.0	0.0	0.0	0.0	0.0	0.0
172.5°	0.0	0.0	0.0	0.0	0.0	0.0	0.0	0.0	0.0	0.0	0.0
175°	0.0	0.0	0.0	0.0	0.0	0.0	0.0	0.0	0.0	0.0	0.0
177.5°	0.0	0.0	0.0	0.0	0.0	0.0	0.0	0.0	0.0	0.0	0.0
180°	0.0	0.0	0.0	0.0	0.0	0.0	0.0	0.0	0.0	0.0	0.0

(END OF REPORT)